



PRO-GOLD

PREMIUM PANNING KIT—MAXIMUM GOLD RECOVERY



- Two premium pans & classifier*
- Dual riffle gold capture
- High contrast blue
- Compact nested design
- Carry bag & accessories

*Also sold separately



MINELAB

PERFORMANCE // IS EVERYTHING®



“I think I have seen nearly every gold pan and gold panning kit made in the last 40 years. They range from basic to overly complicated. Minelab has struck the perfect balance between the two, with features that aid in gold panning without getting in the way. In my opinion the Minelab PRO-GOLD panning kit is vastly superior to any other gold panning kit on the market and is my recommendation for both beginners and experts.”



Steve Herschbach, The Original Detector Prospector



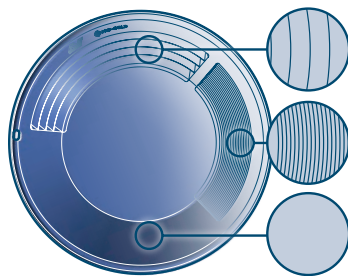
Find more gold with PRO-GOLD—everything you need to get started

Discover gold the easy way with the Minelab PRO-GOLD range of high quality pans and accessories. The PRO-GOLD kit features two premium quality pans and a versatile classifier. They're constructed from durable lightweight polypropylene, are UV-resistant and float in water.

Multiple Panning Zones for Maximum Gold

It's like having three gold pans in one. There is a standard smooth sidewall, PLUS coarse and fine sidewall riffles (15-inch pan) to catch all sizes of alluvial gold particles efficiently so you don't miss any.

The coarse riffles trap the larger gold nuggets, whilst the fine riffles capture the tiny gold specks—this can add up to big gold fast.



Large 90° Riffles

Large 90° riffles on the 15-inch and 10-inch pans catch larger gold grains before they wash away. This is a good initial step to separate the black sand and gold from lighter coloured sediments.

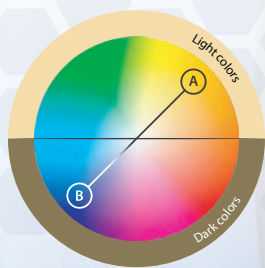
Mini Riffles

Mini riffles on the 15-inch pan assist in trapping very tiny gold in fine black sand, allowing the sand to wash away leaving the gold behind.

Flat Sidewall

Final panning can be carried out on the flat sidewall, allowing you to clearly see the gold that collects in the bottom corner as it becomes separated from the remaining black sand.

High Contrast Blue for Optimum Gold Visibility



Opposing points on the color wheel have high color contrast. In the diagram, yellow (A) and blue (B) have high contrast.

This is why a blue pan will help you to see gold more easily than all other colors.

Adjacent colors on the color wheel have low contrast, so orange or green would not be a good choice of color for gold visibility.

Low Contrast Combinations

Green and yellow are from the light half of the wheel and do not reveal gold nuggets easily.

High Contrast Combinations

Red and blue are both 'dark' colours, giving maximum contrast to make gold nuggets highly visible.

15-inch Dual Riffle Pan

The 15-inch pan features a versatile combination of 90° riffles, mini riffles, and flat sidewall allowing efficient recovery of all of the gold using multiple panning techniques.

(Also sold separately.)



10-inch Single Riffle Pan

The 10-inch pan has the large 90° riffles and flat sidewall. It's great for panning lighter loads and suitable for beginners and children.

(Also sold separately.)



Hex-Mesh Classifier

Remove large rocks with the classifier by sifting the coarse aggregate materials into the gold pan. It's sized perfectly to fit on top of a standard 5 gal. (20 L) bucket, and the two handles make it comfortable to use.

(Also sold separately.)



Convertible Carry Bag

The handy lightweight carry bag will help you keep everything in one place. Using the pull-strings, it converts to a backpack for easy kit transportation.




Also included in this premium kit:

- Iron-Separator Magnet
- Double-Loupe Magnifier (3x, 5x)
- Vacuum Suction Bottle
- Gold Transfer Pipette
- Micro-Gold Storage Vials
- Getting Started Guide



Minelab® and PRO-GOLD® are trademarks of Minelab Electronics Pty. Ltd.
4907-0828-3 Brochure, PRO-GOLD



For more product information visit:
www.minelab.com